



Application example

Product description

The **dekopin** product group is a magnetic decorative high-pressure laminate (HPL) for use in interior design and meets the requirements of the normative „Specifications for laminates with alternative core structure“ laid down in **DIN EN 438/1-9**. All plain, wood, stone and fantasy decors in the Dekodur collection as well as some selected aluminium decors, mainly from the category of scratch-resistant aluminium surfaces, can be selected as surfaces. Please note our current price list. Custom-made digital print surfaces are also available on request and from a minimum quantity of 30 panels. DEKODUR uses a metal middle layer to achieve a high magnetic adhesion. By using power magnets, this holding force can be improved considerably. The fire behavior of the dekopin standard quality corresponds to EN 13501-1 D s2 d0 and can be classified in combination with A2 s1 d0 (non combustible) on request.

Backing Material

With reference to the standard DIN EN14322-2017-7, a guarantee for warpage of composite elements can only be given if the elements are covered with identical material (thickness, surface and structure) on the front and back.

Magnetic HPL



MH/A 341/SR

MH/A 350/SR

MH/A 356/SR

**AGT = Anti Ghosting

Matt surface

- Can be written on with board markers.
- Whiped dry without residue.
- Ideally suited as a projection surface.
- Leaves no fingerprints.



MH/E6

MH/E11

MH/E110

HGL/MAT*/AGT**/MPM/SMT

HGL/MAT*/AGT**/MPM/SMT

HGL/MAT*/AGT**/MPM/SMT








*MAT = beamer friendly

(bright colors)



dekopin

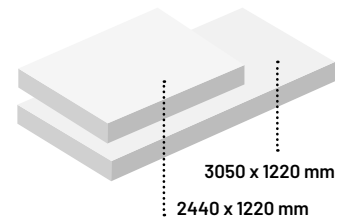
Properties:

-  Lightfast
-  Abrasion resistant
-  Food safe
-  Resistant to cleaning
-  Graffiti Resistant
-  Magnetic
-  non combustible upon request

* Basically we always recommend the symmetrical construction. If, at the customer's request, a non-symmetrical structure is required, the responsibility for a later possible delay due to the non-symmetrical structure of the composite element lies with the customer himself. The recommended support plate thickness is >=18mm. The recommended counter-layer HPL thickness is 1.2mm surface like the front.

Delivery form and quality

All dekopin magnetic boards are offered in the dimensions **2440 x 1220 mm** and **3050 x 1220 mm** and are supplied with a protective foil.



Applications and processing methods

The processing of dekopin magnetic boards into composite elements is influenced by the use of a wide variety of processing methods and adhesive systems. Please contact your adhesive manufacturer before processing. A general indication of the processing temperature of dekopin laminates is a thermal value range of up to 50°C. The dwell time of the pressed material in the press depends on the adhesive system used. Due to the central metal layer, flying sparks can occur during processing. Appropriate precautions and precautionary measures are therefore essential. dekopin magnetic boards can be sawed, milled and drilled with carbide-tipped tools. Many HM circular saw blades are suitable if the number of teeth is correspondingly high and the tooth shape trapezoid/flat/trapezoid (Leuco format circular saw blade HW „TR-F“ with cutting material: special HW grade HL Steel 17) is used. When cutting the panels to size, care must be taken to ensure that the material to be cut is well flat. If necessary, an additional support should be used when cutting to size to prevent tearing.

Cleaning and Care

Before the first use, after removing the protective film, a basic cleaning is absolutely necessary to remove any adhesive residues of the protective film! Commercially available glass cleaner is suitable for this purpose, which is removed with a soft, coarse-fibred microfibre cloth (do not use greasy cleaning agents such as dishwashing detergent or soap suds).

After wiping dry, the various dekopin surfaces can be written on as follows.

Structure	Boardmarker	Liquid chalk	School chalk
HGL	X ₂	X ₁	–
MAT/MPM	–	X ₁	X ₂
AGT	X ₂	X ₁	X ₂

X1 = Wet cleaning with glass cleaner
X2 = Dry cleaning with microfibre cloth or melamine sponge / dirt eraser
(Regular, wet basic cleaning also improves the properties of dry cleaning).

The surface with the designation AGT (anti-ghosting) is suitable for marking with chalk and board markers as well as a projection surface.

We recommend the use of the following board markers:

Edding	Whiteboard-Marker 360 or 363
Staedler	Whiteboard Marker Lomocolor 351/3
PK	Super Chalks Liquid chalk from ILLUMIGRAPH Liquid chalk from ZIG.
ZIG	Liquid chalk from



Liquid crayons with a higher or coarser lime content can lead to surface damage.

Experience shows that quality, age, duration of use and storage of the pens have a significant influence on the cleaning result. Only when the pens are stored horizontally the mixing ratio of the Boardmarker ink (3-components) required for dry wiping can be guaranteed. It is therefore essential to observe the manufacturer's storage instructions.

Note and cleaning instructions:

Since HPL surfaces, especially with a matt finish, have a higher porosity than, for example, a high-gloss finish, the surface AGT should be used if dry cleaning of the dekopin magnetic boards is desired. When using liquid chalk, wet cleaning is absolutely necessary. For marking with liquid chalk we recommend the use of our surface MAT.

However, a residue-free cleaning of dekopin magnetic boards cannot be guaranteed, since we have no influence on the quality, age and storage of the pens used. We recommend to test different pens before use or to perform a basic cleaning from time to time.

For basic cleaning of dekopin magnetic panels, standard glass cleaners or the cleaning agent Hraniclean 01 from Hranipex in combination with the Power Clean dirt eraser from Sito or the Express dirt eraser from Mr. Clean have proven to be effective.



Storage

The dekopin boards must preferably be stored in a closed room at **18 - 25°C** and **50 - 60%** relative humidity over the entire surface and horizontally with a distance of **200 mm from the floor**. They should be weighted down with a cover plate and not be exposed to direct sunlight or draughts. When storing in a cold environment, it is essential that the boards are **acclimatised to room temperature for at least 24 hours before gluing!** If this is not observed, cracks may occur in the surface of the magnetic boards.

The dekopin boards must be stored horizontally and must not be lifted individually. To avoid kinks in the metal center layer, the boards should only be moved horizontally and in pairs.

The board stacks must:

- be protected from moisture and condensation water
- not be exposed to direct sunlight
- not be placed in a hot air stream
- must not be exposed to a heat of >50°C not under direct heat radiation



If horizontal storage is not possible, an inclination of approx. 80° with full-surface support and lower counter bearing is recommended. Products must be stored packed.



Disposal

The processing residues of our dekopin magnetic boards are waste residues according to the TA - Abfall, version of 28.3.91, category I, no. 571 and are classified as „other hardened plastic waste“. This waste can be incinerated without hesitation in officially approved industrial combustion plants or disposed of in accordance with local waste regulations.


Instruction for Use dekopin Magnetic Boards



Before using dekopin magnetic boards, the surface should be thoroughly cleaned with a commercially available glass cleaner after removing the protective foil. We recommend a cotton or microfiber cloth to remove the cleaner. Please do not use abrasive cleaning agents, these can cause irreversible damage to the surface.



After the basic cleaning, the dekopin magnetic disks can now be used. Please follow our recommendations when using whiteboard markers and liquid chalk



dekopin magnetic boards with the AGT surface can be wiped dry. The best result is achieved when the marking ink is completely dry. Please follow our recommendations for cleaning dekopin magnetic boards.



Please note that the colours of the pens used for labelling magnetic boards contain pigments which can deposit on the surface during intensive use. Therefore, depending on the intensity of use, the dekopin magnetic board should be cleaned from time to time with a cleaning agent. (see Cleaning of dekopin Magnetic boards)

Any questions?

If you have any questions about the use of dekodur dekopin magnetic plates, our sales team and our application technology team will be happy to help.

☎ +49 (0) 6272 / 689 - 0 🖨 +49 (0) 6272 / 689 - 30
✉ info@dekodur.de 🌐 www.dekodur.com